

Bolts



We take the worry out of
protecting what's valuable to you.
Lockwood: *no worries*®



ASSA ABLOY

25YEAR

MECHANICAL
WARRANTY

www.lockweb.com.au

Contents




Durabolt®

page 3



680 Patio Bolt®

page 6



Barrel Bolts

page 9



Flush Bolts

page 10



Flush Bolt Ferrule

page 12



Auto Shoot Bolt

page 13



781/791 Series Panic Bolts

page 14



Note: image shows 980 Durabolt with diecast strike (sold separately as SP980-02). The standard 980 is supplied with a 3mm flat strike only.

The Lockwood Durabolt is a strong, heavy duty, surface mounted bolt designed to improve the security of almost any standard door application.

Complying with the highest standards, the Lockwood Durabolt has been designed with the intent of providing a heavy duty secondary locking solution, that is easy to install on a wide range of aluminium and timber sliding patio and hinge door applications.

Keying

Standard Keying

- Supplied individually keyed with two keys per lock
- Key blank KB2015P
- Standard Nexion cylinder with a 980 specific cam
- Cylinder keyed to 5 pins with 6 pin compatibility
- Cam SPCAM/980

Restricted Special Keying

Can be keyed to Lockwood and Abloy restricted keying platforms.

Abloy compatible lock version available.



Kinetic Defence®
Bump and pick resistant.



2 Keys Included
Can be keyed alike to other Lockwood door locks.



Corrosion Resistant
Successfully tested in accordance with AS2332.3.1:2001 neutral salt spray test.



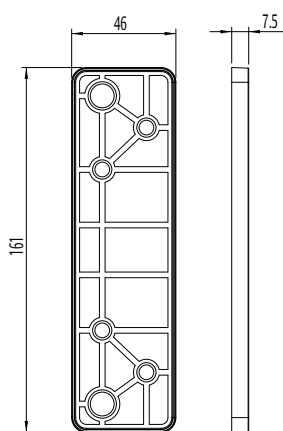
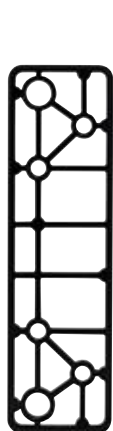
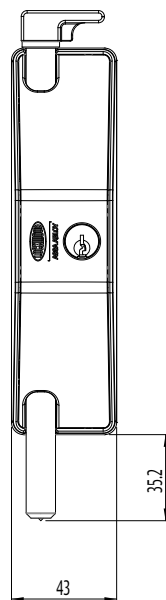
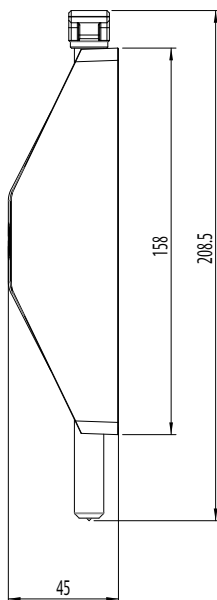
Door Thickness
30-50mm when mounting with an external cover plate or with shear-off bolts. 30mm minimum when wood screw mounting.

Product Details

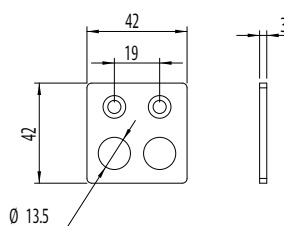
Bolt	Stainless Steel
Case	High purity high pressure zinc alloy
Cylinder	Standard Nexion cylinder with a 980 specific cam
Fixing	Concealed fixing by Phillips head screws
Handing	Non Handed

Standards and Compliance

SL8	Exceeds Australian Standard 4145.2-2008, Mechanical Locksets for Doors and Windows in Buildings, to Level SL8
D8	Exceeds Australian Standard 4145.2-2008, Mechanical Locksets for Doors and Windows in Buildings.



5mm Packer - Included with 980SC



Flat Strike - Included with 980SC

Ordering

Durabolt

Part Number

Finish

980SC

Satin Chrome

Box contents include: Lockable Bolt body, Standard Bolt, Flat Strike, Cover Plate, 5mm Packer, Cylinder & 2 Keys & all appropriate fixings.

Durabolt to Suit Abloy Cylinders

Part Number

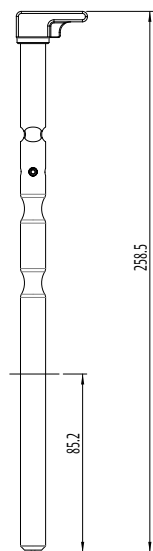
Finish

980SCAYNOCYL

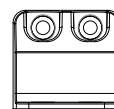
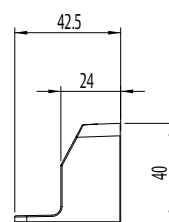
Satin Chrome

Box contents include: Lockable Bolt body modified to suit Abloy CY801, Standard Bolt, Flat Strike, Cover Plate modified to suit Abloy CY801, 5mm Packer, & all appropriate fixings.

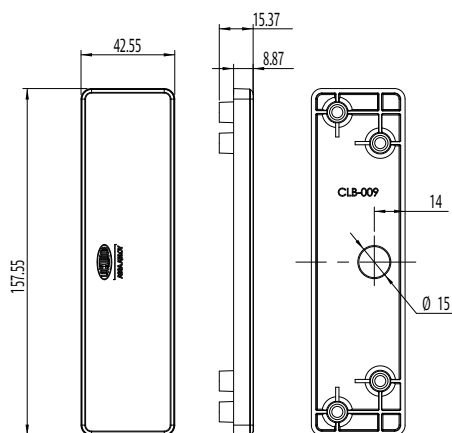
Durabolt® Accessories



SP980-001 50mm extended bolt.
Not supplied with 980, must be
ordered separately



SP980-002 Diecast Strike.
Not supplied with 980, must
be ordered separately



SP980-003 Internal Cover Plate

Spare Parts/Accessories

Part Number	Description	Finish
SP980-001	Extended Bolt	Stainless Steel
SP980-002	Diecast Strike	Black
SP980-003	Cover Plate	Black
SPCAM/980	Cylinder Cam	Zinc Plate

680 Patio Bolt



The Lockwood 680 Lockable Patio Bolt is a strong, heavy duty, surface mounted product designed to improve security in a range of residential sliding and hinge door applications.

It is easy to install and has been designed to suit a wide range of aluminium and timber sliding patio and hinge door applications.

It is offered in chrome plate, satin chrome pearl and a range of powdercoat finishes.

Keying

Standard Keying

- Supplied individually keyed with two keys per lock
- 78,000 key combinations
- Key blank KB2015P

Restricted Special Keying

Lockwood locks can be keyed to a number of controlled and/or specially keyed systems. These range from legally protected keys to protect against unauthorised duplication, which can also include specially designed key systems such as master key systems, which allow for different levels of mechanical access control.

Please refer to Lockwood Keying Catalogue or contact your local sales office or customer service for specific information.



Kinetic Defence®
Bump and pick resistant.



2 Keys Included
Can be keyed alike to other Lockwood door locks.

Product Details

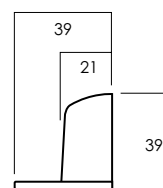
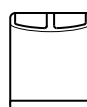
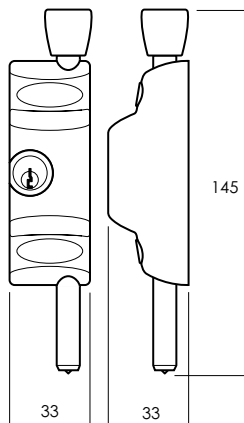
Bolt	Steel, zinc plated
Bolt Head	Powder coat models: Moulded from ABS polymer. Plated models: Bright chrome plated high pressure zinc alloy.
Case	High purity high pressure zinc alloy
Cylinder	Solid brass 5 pin cylinder
Fixing	Concealed fixing by Phillips head screws

Standards and Compliance

SL6	Exceeds Australian Standard 4145.2-2008, Mechanical Locksets for Doors and Windows in Buildings, to Level SL6
SL4	Exceeds Australian Standard 4145.2-2008, Mechanical Locksets for Doors and Windows in Buildings, with standard length bolt, to Level SL4 – with accessory extended length bolt.

680 Patio Bolt

680 Patio Bolt



Ordering

680 Patio Bolt-Display Pack

Part Number	Cylinder	Finish
680-NSPDP	SP cylinder	Satin Chrome Pearl
680-NBLKDP	SP cylinder	Black
680-NWHDP	SP cylinder	White

Single 680 Patio Door Bolt

Standard Diecast Strike, Flat Strike and Ferrule Strike.

680 Patio Bolt-Trade Pack

Part Number	Finish
680-NCP	Chrome Plate
680-NSP	Satin Chrome Pearl
680-NBLK	Black
680-NEVB	Everbrass
680-NBRN	Brown
680-NPRM	Primrose
680-NWH	White

Complete with Standard Diecast Strike

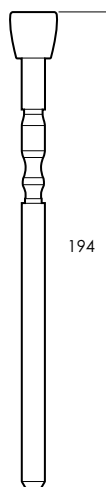
Two x 680 Patio Bolt-Display Pack

Part Number	Cylinder	Finish
680-N2SPDP	SP cylinder	Satin Chrome Pearl
680-N2WHDP	SP cylinder	White

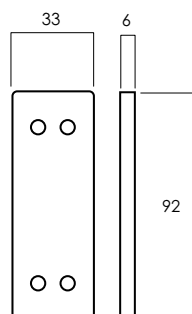
Two 680 Patio Door Bolts, Keyed Alike

Standard Diecast Strike, Flat Strike and Ferrule Strike.

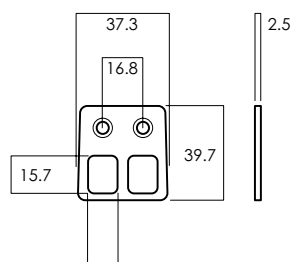
680 Patio Bolt - Accessories



Extended Bolt



Case Packer



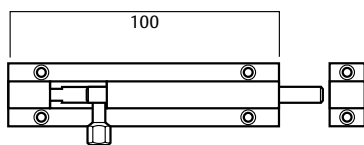


Flat Strike

Spare Parts/Accessories

	Part Number	Description	Finish
Flat Strike	680-N453	2.5mm flat strike	Zinc Plated Steel
Case Packer	680-N316	6mm thick case packer for use under the lock body	Plastic Black (6.0mm)
Extended Bolt - Extended by 50mm	680-N210BLK	Extended 50mm length bolt with black moulded plastic head	Black

Barrel Bolts



Barrel Bolts

Product	Part Number	Length	Packaging	Finishes
L333	L333 - 100SPDP	100mm	Display Pack	Satin Chrome Pearl
L333	L333 - 150SPDP	150mm	Display Pack	Satin Chrome Pearl
L333	L333 - 200SPDP	200mm	Display Pack	Satin Chrome Pearl

A series of barrel bolts to suit a variety of applications.

Key Features

- Brass barrel bolts
- Available in three lengths: 100, 150 and 200mm
- Visible fixing
- Individually display packed, complete with fixing screws

Flush Bolts

Product Details

Material	Zinc alloy casting
Packaging	L840, L841 and L842 are individually display packed, complete with fixing screws. 843 supplied in trade pack.
Bolt Throw	L841, L840, 843 Toggle Action, L842 Slide Action.
Application	Designed for timber doors

L842

Designed for use on small timber doors and cupboards, the L842 is a flush mounted bolt incorporating a slide action to throw or withdraw the bolt. Available in 100mm length.

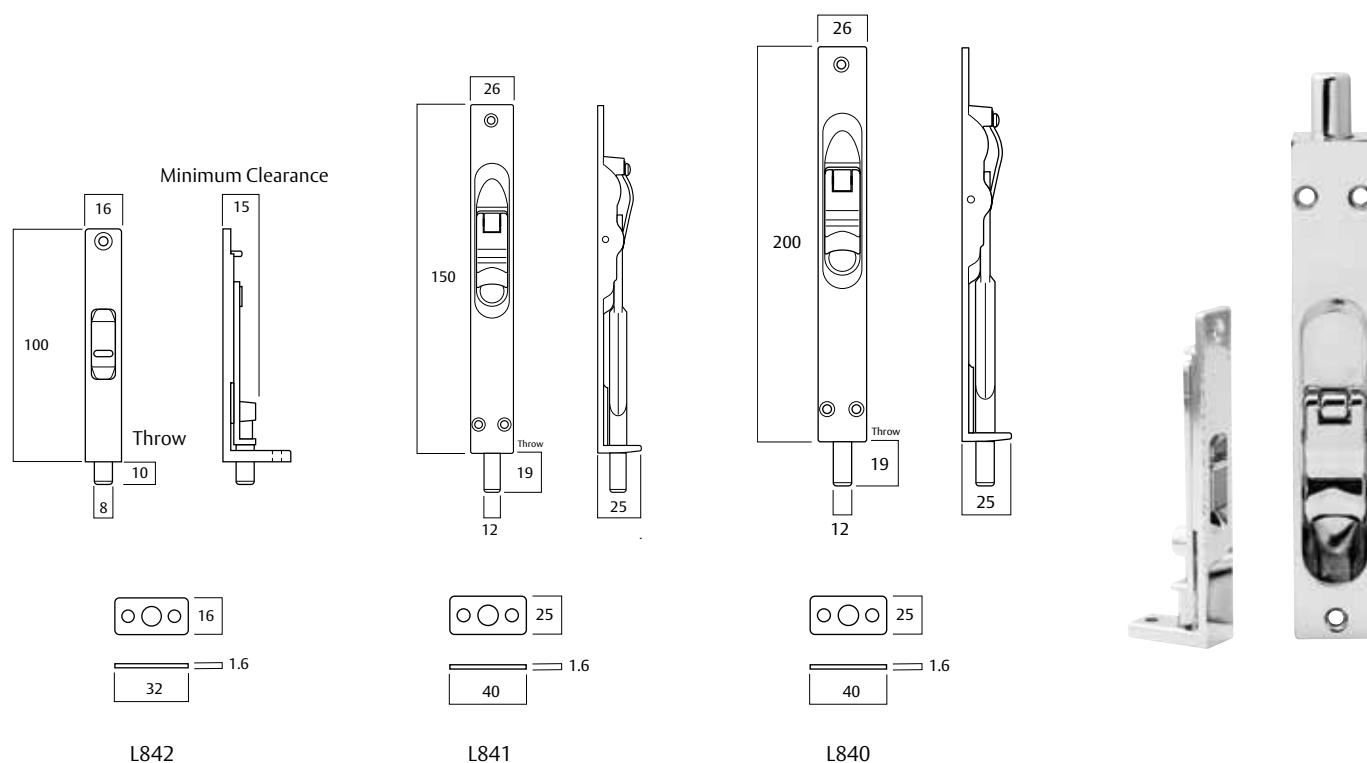
L841 and L840

The L841 and L840 are flush mounted bolts incorporating a toggle action to throw or withdraw the bolt. Available in 150 or 200mm lengths.

The 843 employs the L840 body with bolt extending to 600mm overall, using a 6.5mm diameter steel threaded rod, brass tip and lock nuts.



Flush Bolts



Flush Bolts

Product	Part Number	Bolt Throw	Length	Packaging	Finishes
L842	L842CPDP	Slide Action	100mm	Display Pack	Chrome Plate
L842	L842PBPD	Slide Action	100mm	Display Pack	Polished Brass
L842	L842SPDP	Slide Action	100mm	Display Pack	Satin Chrome Pearl
L841	L841CPDP	Toggle Action	150mm	Display Pack	Chrome Plate
L841	L841PBPD	Toggle Action	150mm	Display Pack	Polished Brass
L841	L841SPDP	Toggle Action	150mm	Display Pack	Satin Chrome Pearl
L840	L840CPDP	Toggle Action	200mm	Display Pack	Chrome Plate
L840	L840PBPD	Toggle Action	200mm	Display Pack	Polished Brass
L840	L840SPDP	Toggle Action	200mm	Display Pack	Satin Chrome Pearl
843	843X600SP	Toggle Action	600mm	Trade Pack	Satin Chrome Pearl

8402SS Mortice Universal Flush Bolt Ferrule



The Lockwood Mortice Universal Flush Bolt Ferrule can be used in conjunction with flush bolts to secure the fixed leaf panel of a double door. The spring loaded dust cover minimises dust and dirt build up in the flush bolt hole.

Product Details

Dimensions	25mm diameter top
	19mm diameter base
Finishes	Satin Stainless Steel (SSS)

8402SS Mortice Universal Flush Bolt Ferrule

Product	Part Number	Packaging	Finishes
8402SS	8402SS	Trade	Satin Stainless Steel



Auto Shoot Bolt



Application

The Lockwood Auto Shoot Bolt can be used at the top and bottom of the inactive leaf of timber double doors. Refer to installation diagrams on the next page.

Design

The Lockwood Auto Shoot Bolt is designed to allow the automatic release of the inactive leaf of a double leaf doorset without the need for turnsnibs or chains.

Features and Specifications

Features

- Steel construction for strength
- Easily installed
- Low maintenance

Product Details

Finish	Packaging	Part Number
Steel	Trade	107501-040

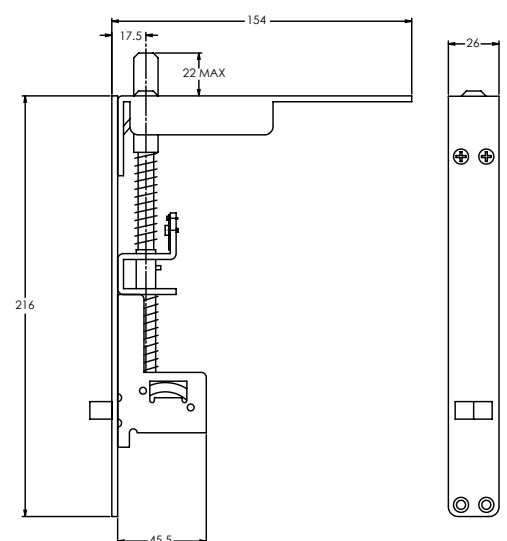
Standards and Compliance



The Lockwood Auto Shoot Bolt has been fire tested on E Core fire doors for up to 4 hours to Australian Standard AS 1530.4.



Anti-Corrosion.



781/791 Series Panic Bolts



The Lockwood 781/791 Panic (Skeleton) Bolts are designed and packaged specifically for the commercial and residential door market. Each pack contains items necessary for timber door fixing.

Single action bolt with providing positive location into keeper at the top or bottom of the door. When fixed to the door the bolt is supported by a high grade stainless steel spring which holds the bolt in the extended position.

Application

Available with both visible and concealed fixing suitable for timber, metal doors and gates in commercial, industrial, institutional and residential buildings, where there is a need for high grade, durable fittings.

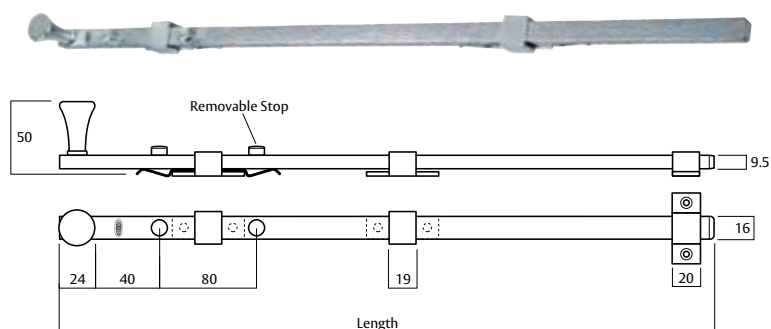
Product Details

Bolt Throw	The distance the bolt moves from the fully retracted position to the fully locked position. Standard throw is 50 mm.
Bolt Material	Highest grade brass material.
Finish	Satin Chrome Plate (SC)
Fixing	Available in both visible and concealed fixing with 4 or 6 point fixing depending on length. Concealed fixing is ideal for an installation where a more aesthetic appearance is required. Fixing screws are supplied with all panic bolts along with a floor plate and top guide.
Styles	Concealed Fix Visible Fix Visible Fix Offset
Lengths	<ul style="list-style-type: none"> • 230mm • 300mm • 450mm • 600mm • 1000mm
Offset Bolt	Available in the following lengths: 450 mm and 600 mm (visible fix only)

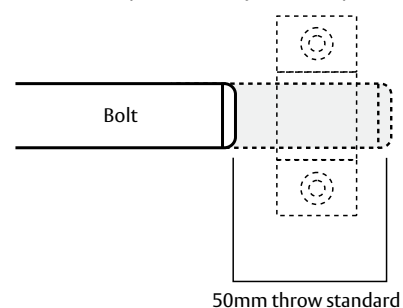
781/791 Series Panic Bolts

781 Concealed Fix Panic Bolt

Length	Finish	Packaging	Part Number
230mm	Satin Chrome	Trade	781X230SC
300mm	Satin Chrome	Trade	781X300SC
450mm	Satin Chrome	Trade	781X450SC
600mm	Satin Chrome	Trade	781X600SC
1000mm	Satin Chrome	Trade	781X1000SC

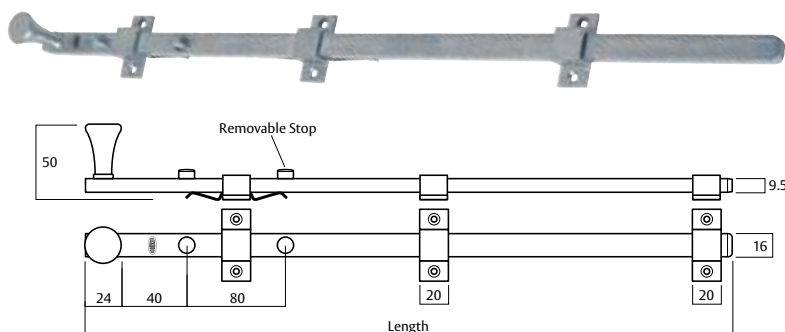


Retracted position Fully extended position

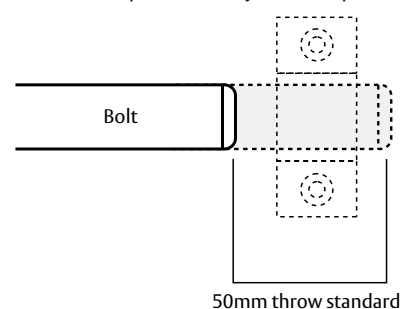


791 Visible Fix Panic Bolt

Length	Finish	Packaging	Part Number
230mm	Satin Chrome	Trade	791X230SC
300mm	Satin Chrome	Trade	791X300SC
450mm	Satin Chrome	Trade	791X450SC
600mm	Satin Chrome	Trade	791X600SC
1000mm	Satin Chrome	Trade	791X1000SC



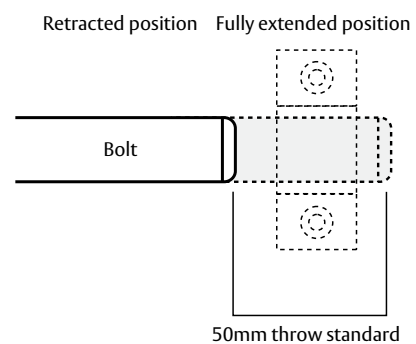
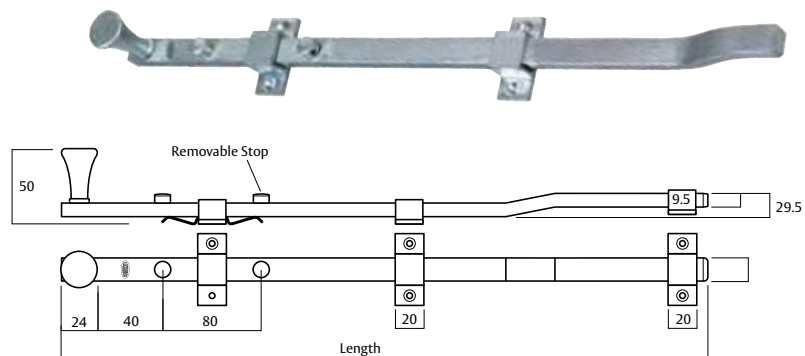
Retracted position Fully extended position



781/791 Series Panic Bolts

791 Visible Fix Offset Panic Bolt

Length	Finish	Packaging	Part Number
450mm	Satin Chrome	Trade	791O/SX450SC
600mm	Satin Chrome	Trade	791O/SX600SC





ASSA ABLOY

Lockwood is the leading brand in the Australian locking industry. With an established reputation for high quality products, this iconic brand provides a wide range of locking solutions to residential housing, commercial, semi-commercial, building and industrial application markets. Lockwood is supported by an extensive distribution and after-sales support network. Our customers include retailers, architects, trade and industrial personnel, locksmiths and security dealers.

ASSA ABLOY is the global leader in door opening solutions, dedicated to satisfying end-user needs for security, safety and convenience.

ASSA ABLOY is represented in all major regions, in both mature and emerging markets, with leading positions in Australia, Europe and North America.

**25YEAR
MECHANICAL
WARRANTY**

The Lockwood 25 Year Mechanical Warranty

Our belief that we manufacture the finest premium products available in today's market place is backed by the Lockwood 25 Year Mechanical Warranty, ensuring that Lockwood continues to keep Australians safe by delivering security and peace of mind.

For warranty terms and conditions, please visit www.lockweb.com.au or call **1300WARRANTY**

ASSA ABLOY Australia Pty Ltd
235 Huntingdale Road
Oakleigh, Victoria, 3166
Australia

1300 LOCK UP (1300 562 587)
lockweb.com.au

ASSA ABLOY New Zealand Ltd
6 Armstrong Road
Albany, Auckland, 0632
New Zealand

info.nz@assaabloy.com
Telephone +64 9415 7111
assaabloy.co.nz

Disclaimer

Whilst every effort has been made to ensure that the information (including product images and drawings) contained in this brochure is accurate at the time of publication, ASSA ABLOY Australia Pty Limited ("ASSA ABLOY") recommends that you consult ASSA ABLOY or its agents prior to placing an order to ascertain current information on specific products, as ASSA ABLOY reserves the right to make changes without notice. ASSA ABLOY will not be liable for any injury, loss or damage whatsoever, arising from any errors or omissions in the information contained in the brochure or arising from the use or application of the information contained herein. © 2018 copyright by ASSA ABLOY All rights reserved

